



Court Services and Offender Supervision Agency

Office of the Director

February 10, 2020

Honorable Nita Lowey
Chairman
House Committee on Appropriations
H-307, The Capitol
Washington, DC 20515

Honorable Kay Granger
Ranking Member
House Committee on Appropriations
1016 Longworth House Office Building
Washington, DC 20515

Honorable Richard Shelby
Chairman
Senate Committee on Appropriations
S-128, The Capitol
Washington, DC 20510

Honorable Patrick Leahy
Ranking Member
S146-A, The Capitol
Senate Committee on Appropriations
Washington, DC 20510

Honorable Mike Quigley
Chairman
House Subcommittee on Financial Services
and General Government
Committee on Appropriations
2000 Rayburn House Office Building
Washington, DC 20515

Honorable Thomas Graves
Ranking Member
House Subcommittee on Financial Services
and General Government
Committee on Appropriations
1016 Longworth House Office Building
Washington, DC 20515

Honorable John Kennedy
Chair
Senate Subcommittee on Financial Services
and General Government
Committee on Appropriations
Room S128, The Capitol
Washington, DC 20510

Honorable Chris Coons
Ranking Member
Senate Subcommittee on Financial Services
and General Government
Committee on Appropriations
125 Hart Senate Office Building
Washington, DC 20510

Dear Committee and Subcommittee Chairmen and Ranking Members,

I am pleased to present the FY 2021 Budget Justification for the Court Services and Offender Supervision Agency for the District of Columbia (CSOSA). The FY 2021 President's Budget requests \$248,175,000 for CSOSA. Of this amount, \$180,973,000 is requested for the Community Supervision Program (CSP) and \$67,202,000 is requested for the Pretrial Services Agency for the District of Columbia (PSA).

The FY 2021 request represents a reduction of \$349,000 below CSOSA's FY 2020 Enacted Budget. The FY 2021 request includes net reductions to a base of \$808,000 and a \$459,000 program increase for PSA to complete the Agency Headquarters relocation project initiated in FY 2019.

Established under the National Capital Revitalization and Self-Government Improvement Act of 1997 (the Revitalization Act), CSOSA supervises adults on pretrial release, probation, parole, and supervised release in the District of Columbia. CSOSA assumed the supervision functions of both the Superior Court of the District of Columbia's Adult Probation Division and the D.C. Board of Parole. Also pursuant to the Revitalization Act, PSA became an independent entity within CSOSA and receives its funding as a separate line item in the CSOSA appropriation. With implementation of the Revitalization Act, the Federal government has taken on a unique, front-line role in the day-to-day public safety of everyone who lives, visits or works in the District of Columbia.

As a result of efforts by the entire D.C. criminal justice system, including CSOSA, the Nation's Capital has experienced significant improvements in crime and public safety since the enactment of the Revitalization Act. Resources requested for FY 2021 are integral to ensuring that CSOSA's high-priority public safety and offender and defendant support services are continued within the District of Columbia. When CSOSA successfully supervises our offender and defendant populations, the burden placed on the community and our public safety partners to support these citizens is significantly diminished.

Community Supervision Program

CSP's mission is to effectively supervise adults under our jurisdiction to enhance public safety, reduce recidivism, support the fair administration of justice, and promote accountability, inclusion, and success through the implementation of evidence-based practices in close collaboration with our criminal justice partners and the community.

In FY 2019, CSP monitored or supervised approximately 9,500 adult offenders on a daily basis and 14,830 different offenders over the course of the fiscal year. CSP continues to work towards improvements in our two established long-term public safety performance outcomes: decreasing recidivism among the supervised offender population and increasing the number of offenders successfully completing supervision.

CSP is a critical partner in creating and implementing the District's public safety strategy, working closely with the Mayor's office, and local and Federal criminal justice agencies. CSP works closely with law enforcement entities, such as the D.C. Metropolitan Police Department (MPD), the Superior Court of the District of Columbia, and the D.C. Department of Corrections, as well as the Federal Bureau of Prisons (BOP), the U.S. Parole Commission, the U.S. Attorney's Office, and the U.S. Marshals Service to increase public safety for everyone who lives, visits or works in the District of Columbia. CSP has established electronic data exchanges with the D.C. MPD, D.C. Sentencing Commission, D.C. Criminal Justice Coordinating Council, Federal BOP, Federal Bureau of Investigation, U.S. Parole Commission, D.C. Pretrial Services Agency, as well

as law enforcement partners in Maryland and Virginia to more quickly share information and ensure efficient supervision.

CSP’s challenge in effectively supervising and reducing recidivism amongst our offender population is substantial and increasing. Many CSP offenders have significant needs, are prone to recidivate, and therefore present a high risk to public safety. In FY 2019, 5,372 adult offenders entered CSP supervision; 83 percent of these offenders reported having a history of substance abuse at intake, 30 percent were identified as having mental health issues, 31 percent had less than a high school diploma or GED, 54 percent were unemployed, and 8 percent were homeless, lived in homeless shelters or resided in other emergency housing at intake. Based on the results of CSP’s proprietary offender screening tool, approximately 45 percent of our total FY 2019 active offender population was assessed and supervised by CSP at the highest risk levels; reflecting a steady increase in assessed risk since FY 2012 when approximately 37 percent of our active offender population was assessed and supervised at the highest risk levels.

CSP research has shown that, compared to the total supervised population, offenders who have been previously incarcerated are more likely to test positive for drugs, have unstable housing, lack employment, be supervised as part of a mental health caseload, and be assessed by CSP at the highest risk levels. Data shows that addressing the criminogenic and support services needs of high-risk offenders is essential to reducing recidivism. Therefore, CSP continues to adjust our programs and reallocate resources toward providing timely and specialized supervision and support to these highest-risk and highest-need offenders.

CSP performs close supervision of our client population to address criminogenic and support service needs, provide timely interventions and ensure compliance with conditions of release with the goal of successful completion of supervision. However, in cases of certain types of arrest and/or instances where CSP supervision sanctions do not restore offender compliance, CSP immediately informs the releasing authority by filing an electronic Alleged Violation Report (AVR). An AVR can result in incarceration or the imposition of additional supervision special conditions by the releasing authority. The percentage of CSP’s offender population for which one or more AVRs are issued increased steadily since FY 2012 reflecting the increased risk of our offenders and the vigilance of our supervision operations.

CSP Alleged Violation Reports Issued

	Percentage of Total Supervised Population with at Least One AVR Issued
FY 2012	18.7
FY 2013	19.1
FY 2014	23.0
FY 2015	24.0
FY 2016	26.7
FY 2017	29.0
FY 2018	30.3
FY 2019	29.4

The District of Columbia experienced an increase in homicides in 2019, as well as an increase in robberies and the total number of firearms recovered. Despite this increase in homicides and certain other crimes, the overall number of incidents of serious violence¹ in the District has declined since FY 2012. In FY 2012, the average number of serious violent incidents per day in the District was 21. This average decreased to approximately 13 incidents per day in FY 2019. Importantly, the percentage of CSP offenders arrested for serious violent incidents while under supervision remains fairly low. Of the 14,830 unique offenders supervised by CSP in FY 2019, two percent were arrested for an incident of serious violence in the District while under supervision; this is similar to the percentage of CSP offenders arrested for an incident of serious, violent crime in FY 2012.

Despite the low number of CSP offenders arrested for an incident of serious violence in District, the increase in homicides, firearm recoveries and robberies is a significant concern to the Agency. With respect to CSP offenders, CSOSA is actively addressing this critical public safety issue by focusing our resources on our highest-risk offenders with the intent of further reducing all types of serious violence within the District and the participation or victimization of CSP offenders in those crimes. To that end, CSP is improving our offender risk and needs assessments and interventions and has created high-intensity supervision teams and compliance units to immediately address non-compliant activities and share data on high-risk offenders. CSP is partnering with D.C. MPD to perform night and weekend supervision activities in high-crime areas and collaborating with the U.S. Marshals Service to address offenders with outstanding arrest warrants.

As a result of our efforts, and those of our public safety and community partners, CSP experienced improvements in FY 2019 for both of our long-term public safety performance outcomes. In FY 2019, 9.3 percent of CSP's total offender population had their supervision term revoked and were incarcerated by the appropriate releasing authority and 65.7 percent of offender cases closed successfully, each representing improvements from FY 2018.

CSP Long-Term Offender Supervision Outcome Performance Measures

	Percent of Total Supervised Population Revoked to Incarceration	Percentage of Case Closures that were Successful
FY 2017	9.8	63.2
FY 2018	9.6	64.3
FY 2019	9.3	65.7

Resources contained in the *FY 2021 President's Budget* are necessary to ensure that CSP can continue the overall trend of improvements in public safety outcomes in the District of Columbia.





¹ Serious, violent incidents include homicide, aggravated and sexual assault (including assault with a deadly weapon and assault with the intent to kill), and robbery (including carjacking). Incidents counted are those that occurred during the year, even if the arrest was not made until after the end of the year.

Pretrial Services Agency

PSA’s mission is to promote pretrial justice and enhance community safety. PSA assists judicial officers in both the Superior Court of the District of Columbia (DCSC) and the United States District Court for the District of Columbia (USDC). PSA conducts a risk assessment for every arrested person who will be presented in court, identifies detention eligibility and formulates release recommendations, as appropriate, based upon the arrestee’s demographic information, criminal history, and substance use and/or mental health information. For defendants who are placed on conditional release pending trial, PSA provides supervision and treatment services that reasonably assure that they return to court and do not engage in criminal activity pending their trial and/or sentencing.

In FY 2019, PSA supervised over 12,700 defendants on pretrial release, which corresponds to an average of 3,406 defendants on any given day. PSA served an additional 21,705 defendants by providing services such as court date notification and criminal history checks for persons who were released on citation or personal recognizance, or whose charges were dismissed. Overall, PSA served more than 34,000 defendants during this period. The vast majority of defendants are awaiting trial in DCSC, with a smaller number awaiting trial in USDC. PSA’s current caseloads include individuals being supervised on a full range of charges from misdemeanor property offenses to felony murder. On average, defendants remain under supervision for 97 days. During this period, PSA administers evidence-based and data-informed risk assessment and supervision practices to identify factors related to pretrial misconduct and maximize the likelihood of arrest-free behavior and court appearance during the pretrial period.

Through the successful fulfillment of its mission, PSA continued to meet or exceed the performance targets for its strategic goal performance indicators in FY 2019, except for strategic goal 3, which was within one percent of the performance target:

Performance Indicator Area	Indicator Description	FY 2019 Actual	FY 2018-2022 Target
Strategic Goal 1	Judicial Concurrence with PSA Recommendation	78% 	70%
Strategic Goal 2	Continued Pretrial Release	87% 	85%
Strategic Goal 3	Arrest Free Rate	87% 	88%
Strategic Goal 4	Court Appearance Rate	88% 	87%

The *FY 2021 Presidents’ Budget* request for PSA reinforces the Agency’s commitment to be a performance-based, results-driven organization and highlights its dedication to ensuring public safety and promoting pretrial justice through high-quality risk assessment, supervision and treatment services.

FY 2021 Request Summary

The *FY 2021 President's Budget* submission for CSOSA reflects our continuing commitment to improving performance and increasing the effectiveness of front-line service delivery.

Resources requested for FY 2021 are integral to ensuring that CSOSA's high priority public safety and offender and defendant support services are continued within the District of Columbia. As you make decisions on the CSOSA budget, I hope you will also consider our critical public safety mission, our accomplishments to date, and our commitment to performance-based management.

I look forward to working with you on this request.

Sincerely,

A handwritten signature in blue ink, appearing to read "Ree S.", with a stylized flourish at the end.

Director

Enclosure