



### SUPERVISION TYPES

Sixty-one percent of CSOSA clients are on probation -- a court-ordered disposition where a client is placed under the agency's supervision, but remains in the community.

**PROBATION 61%**

Twenty-four percent of CSOSA clients are on supervised release -- a term of community-based supervision imposed by the court during sentencing and served after a client is released from prison.

**24% SUPERVISED RELEASE**



**OTHER 4%**


Four percent of CSOSA clients are supervised pursuant to a civil protection order (a 12-month civil order imposed by the court to protect someone from abuse or harassment by another person) or a deferred sentencing agreement (where a defendant enters a guilty plea in a domestic violence case and the court and prosecutor agree to defer sentencing for nine months).

**10% PAROLE**


Ten percent of CSOSA clients are on parole -- a form of early release where a client leaves prison for community-based supervision during a period he or she might otherwise remain incarcerated.

### CHARGES

These estimates represent the percentage of the supervised population with at least one current supervision charge in each category. Offenders being supervised on charges in more than one category are counted in each applicable category.



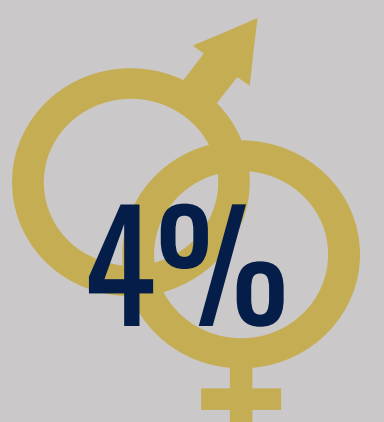
Drugs



Firearm



Violence



Sex-Related

All data is based on total supervised population as of June 30, 2018.

