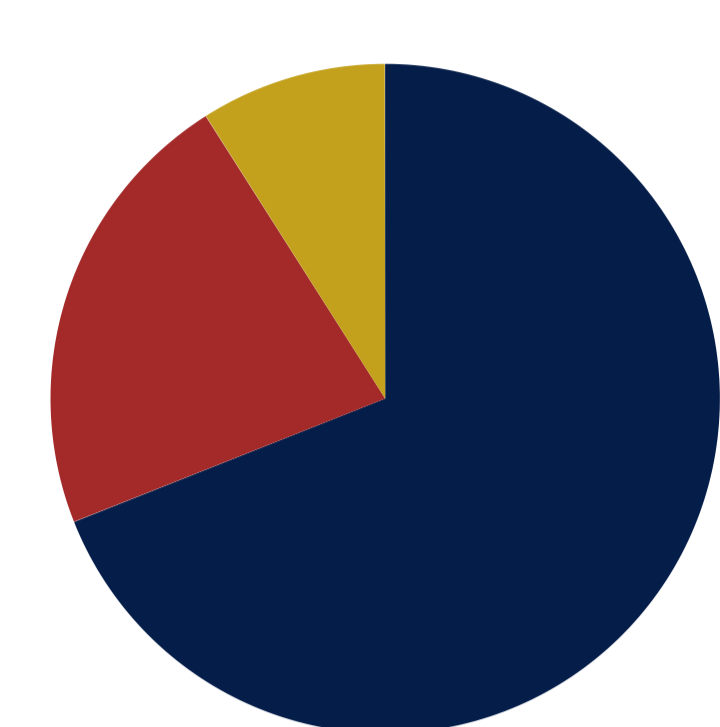


Supervision Data

The Court Services and Offender Supervision Agency (CSOSA) is a federal agency with the local mandate to supervise adults on probation, parole, and supervised release in the District of Columbia.

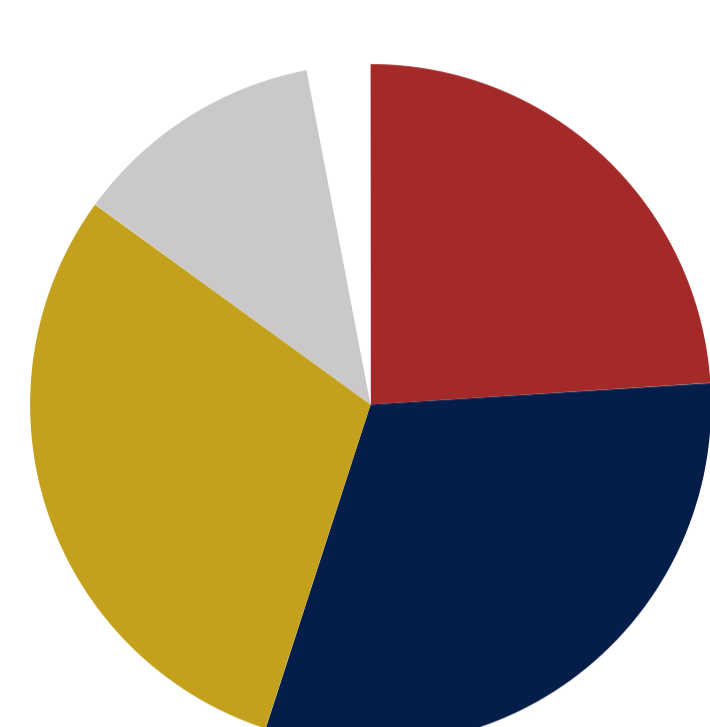
CSOSA's mission is to effectively supervise adults under our jurisdiction to enhance public safety, reduce recidivism, support the fair administration of justice, and promote accountability, inclusion, and success through the implementation of evidence-based practices in close collaboration with our criminal justice partners and the community.

Supervised Population



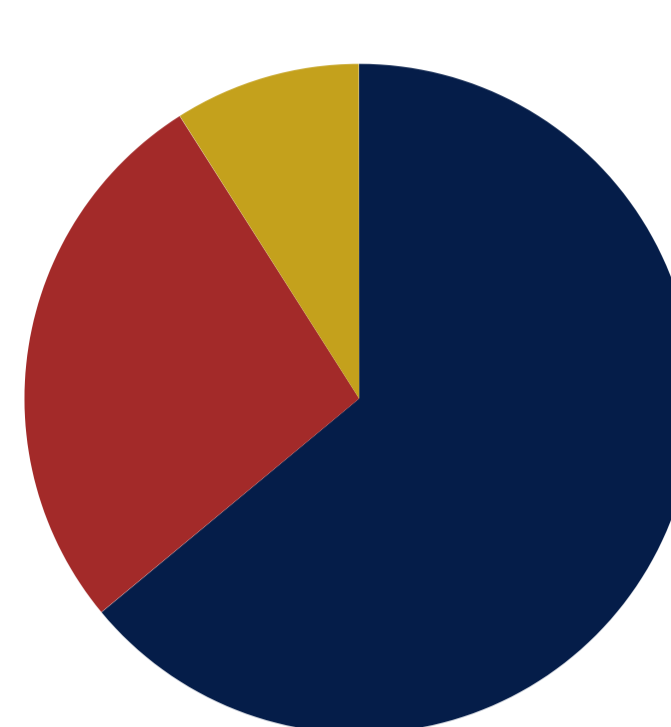
Supervision Types

Probation percentage includes individuals who are subject to a Civil Protection Order or a Deferred Sentencing Agreement.



Risk Levels

Risk level data were unavailable for 3% of the supervised population.



Completions

Cases classified as "other" include cases that were closed administratively or due to the death of the person under supervision.

Community supervision is an alternative to incarceration where justice-involved individuals serve all or part of their sentence in the community, rather than behind bars.



Over the course of fiscal year 2022, CSOSA supervised **9,963** unique individuals.



For every 10 individuals leaving CSOSA supervision in 2022, more than 6 (**64%**) completed it **successfully**.



The majority of our supervised population (**89%**) was assigned "male" at birth.



Most of the supervised population is between 26 and 35 years old (**34%**), followed by those aged 36 to 45 years (**23%**).

Stabilization Needs

CSOSA's approach to community supervision emphasizes **assessment, intervention, and accountability** to protect the public and provide the people we supervise with the services they need to improve their lives.



Approximately **10%** of our supervised population resides in **unstable housing**.



More than half (**54%**) of our employable supervised population is **employed**.



Approximately **25%** of those entering supervision in FY2022 reported having **mental health needs** at intake.



More than half (**60%**) of the people under our supervision have earned a **high school diploma or GED**.

Accountability

3,315

submitted in FY 2022

Alleged Violation Reports

A community supervision officer (CSO) submits an alleged violation report to the U.S. Parole Commission or DC Superior Court if a supervisee gets arrested while under supervision, violates the terms of their release, or both.

3,914

conducted in FY 2022

Accountability Tours

Accountability tours are visits to the homes of high-risk individuals conducted jointly by a CSO and a Metropolitan Police Department Officer in support of our public safety mandate.

65,811

conducted in FY 2022

Home Visits

During a home visit, a CSO views a supervisee's living quarters, interacts with other residents, determines how they are adjusting to their living situation, and assesses any potential challenges in the home or community that may affect supervision success.

Types of Charges for Fiscal Year 2022



Violence 44%



Weapons 18%



Drugs 16%

These figures represent the percentage of the supervised population with at least one current charge in each category. Those with charges in more than one category are counted in each applicable category.



CSOSA

Connect with us

www.csosa.gov
[@dc_csosa](https://twitter.com/dc_csosa)
[f/dccsosa](https://facebook.com/dccsosa)
[in CSOSA](https://linkedin.com/company/csosa)